



Enrollment under the Medicaid Expansion and Health Insurance Exchanges

A Focus on Those with Behavioral
Health Conditions in Michigan



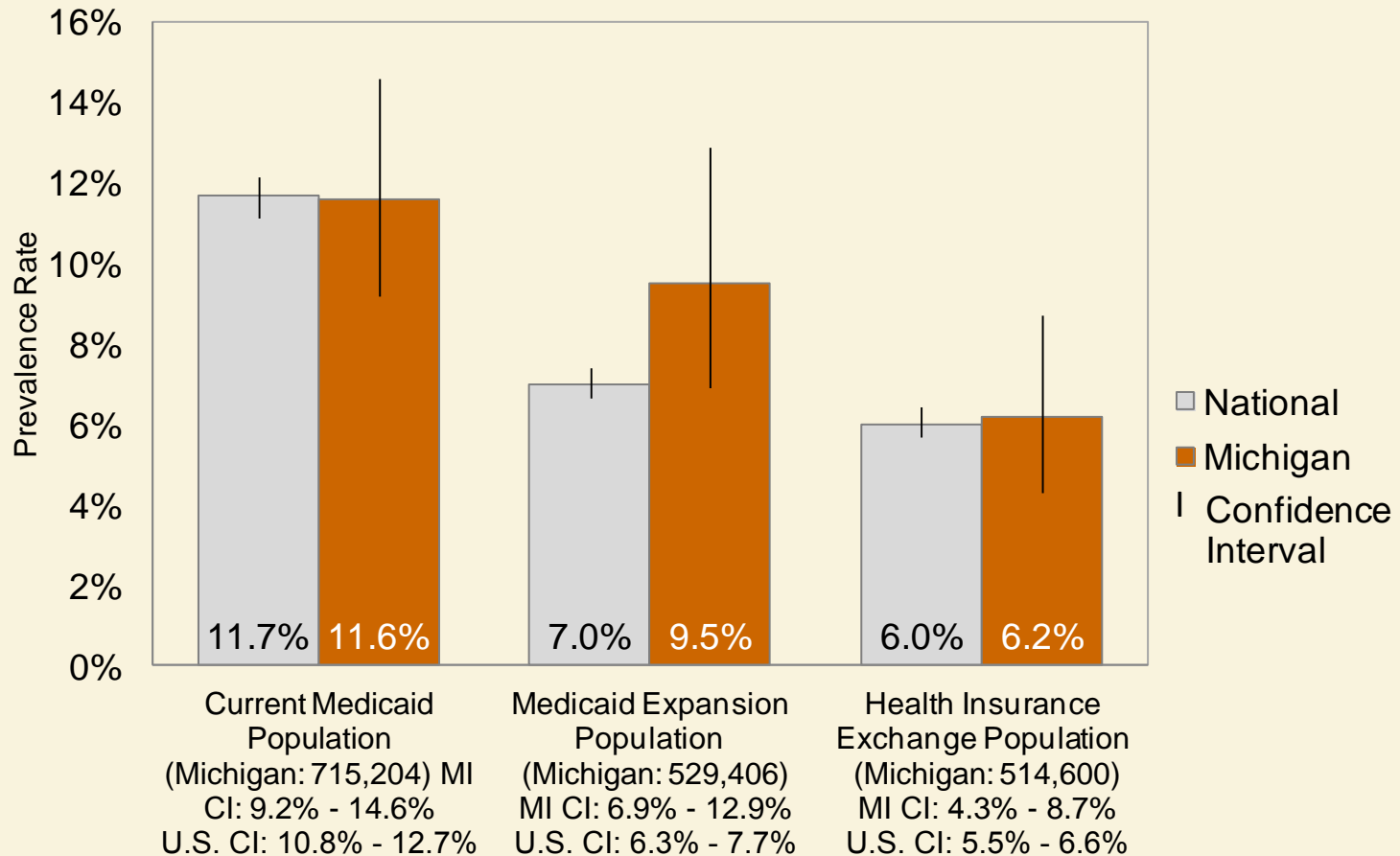
Methods for Estimating Uninsured with M/SU Conditions by FPL

- From NSDUH, identified by State the number of uninsured persons aged 18-64 with income:
 - Between 133% and 400% of the Federal poverty level (FPL) eligible for health insurance exchanges
 - Less than 139% of the FPL eligible for Medicaid expansion
- Calculated NSDUH prevalence rates for serious mental illness (SMI) and substance use disorder (SUD) by State, for the above groups
- Applied SMI/SUD prevalence rates to American Community Survey counts of uninsured by State

Data Sources

- National Survey on Drug Use and Health
 - Sponsored by SAMHSA
 - National and state estimates on prevalence of behavioral health conditions and treatment
 - 2008 – 2010 data
 - Approximately 67,500 interviews per year
- American Community Survey
 - Sponsored by the U.S. Bureau of the Census
 - National and State population estimates, including counts of uninsured by income level
 - 2010 data
 - Approximately 1.9 million persons in sample

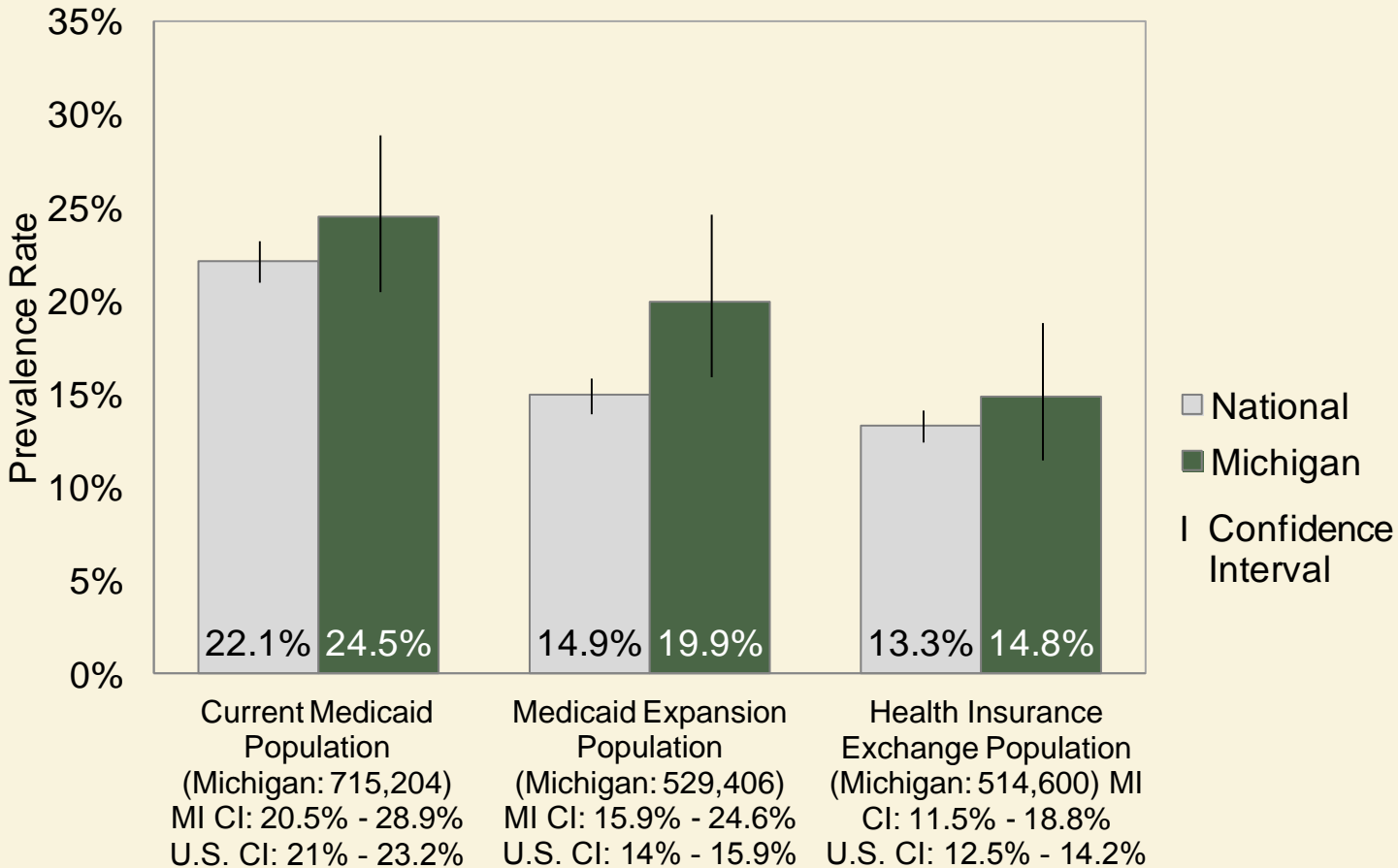
Prevalence of Serious Mental Illness Among Adults Ages 18 – 64 by Current Medicaid Status and Eligibility for Medicaid Expansion or Health Insurance Exchanges: Michigan, US



CI = Confidence Interval


Sources: 2008 – 2010 National Survey on Drug Use and Health (Revised March 2012)
2010 American Community Survey

Prevalence of Serious Psychological Distress Among Adults Ages 18 – 64 by Current Medicaid Status and Eligibility for Medicaid Expansion or Health Insurance Exchanges: Michigan, US

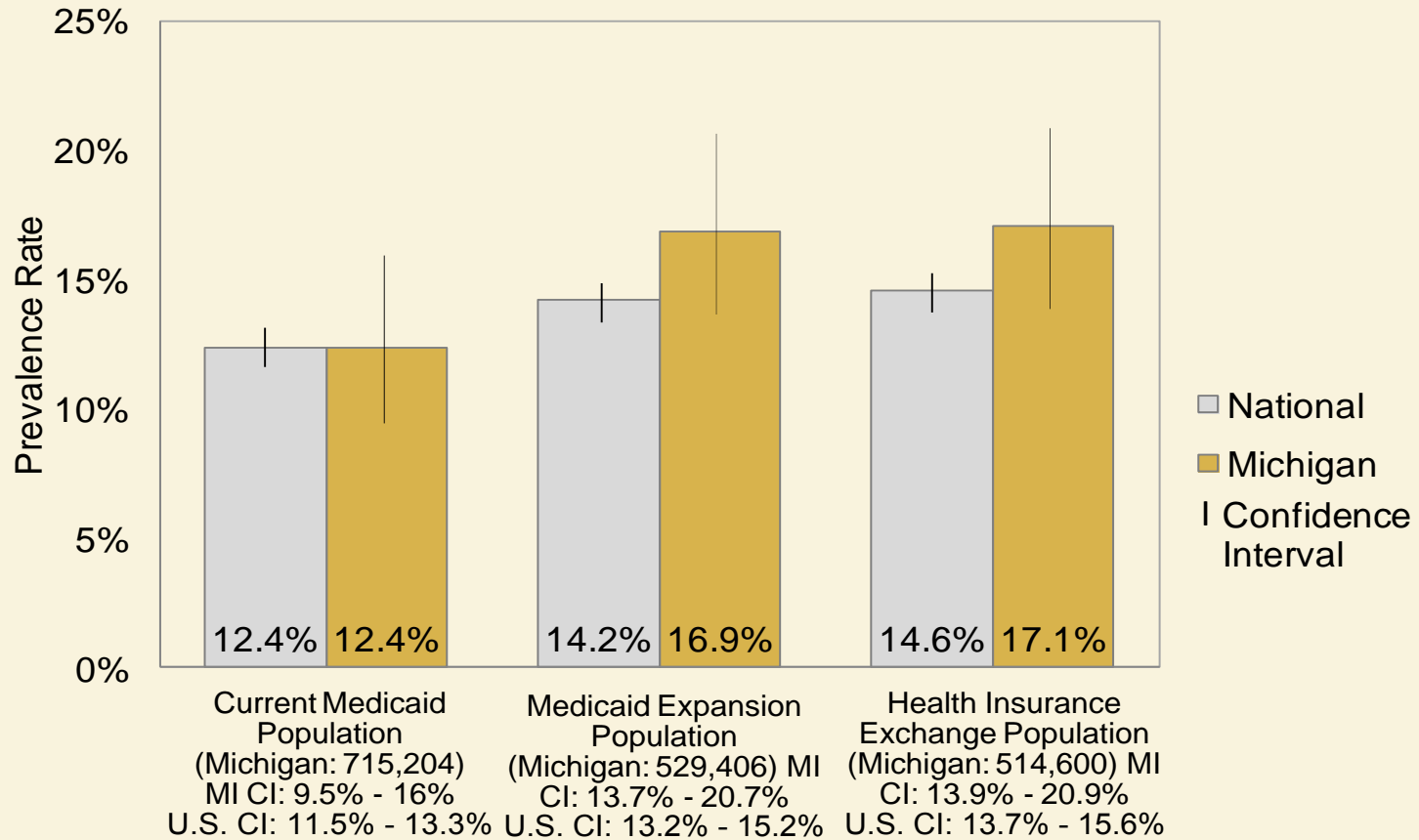


CI = Confidence Interval

Sources: 2008 – 2010 National Survey on Drug Use and Health (Revised March 2012)
2010 American Community Survey




Prevalence of Substance Use Disorders Among Adults Ages 18 – 64 by Current Medicaid Status and Eligibility for Medicaid Expansion or Health Insurance Exchanges: Michigan, US



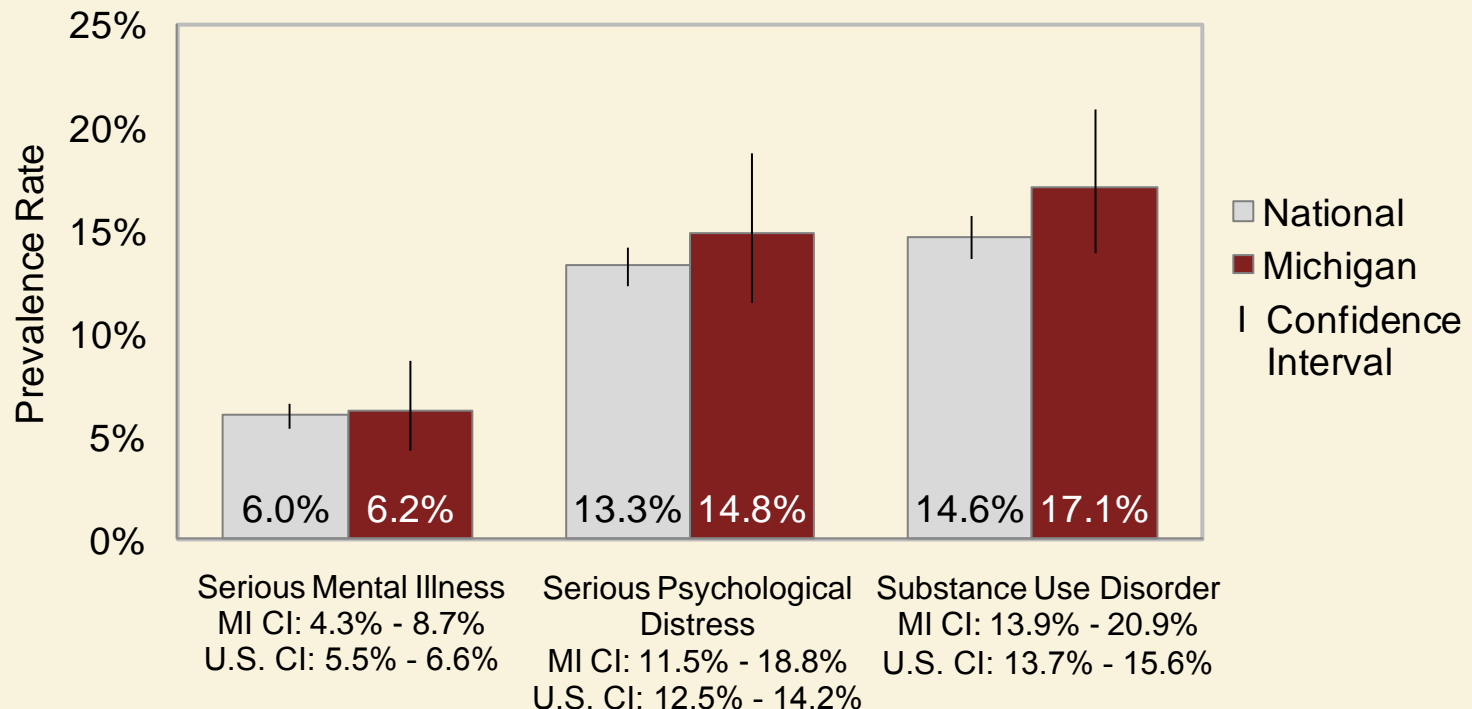
CI = Confidence Interval

Sources: 2008 – 2010 National Survey on Drug Use and Health (Revised March 2012)
2010 American Community Survey



Prevalence of Behavioral Conditions Among Health Insurance Exchange Population: Michigan, US

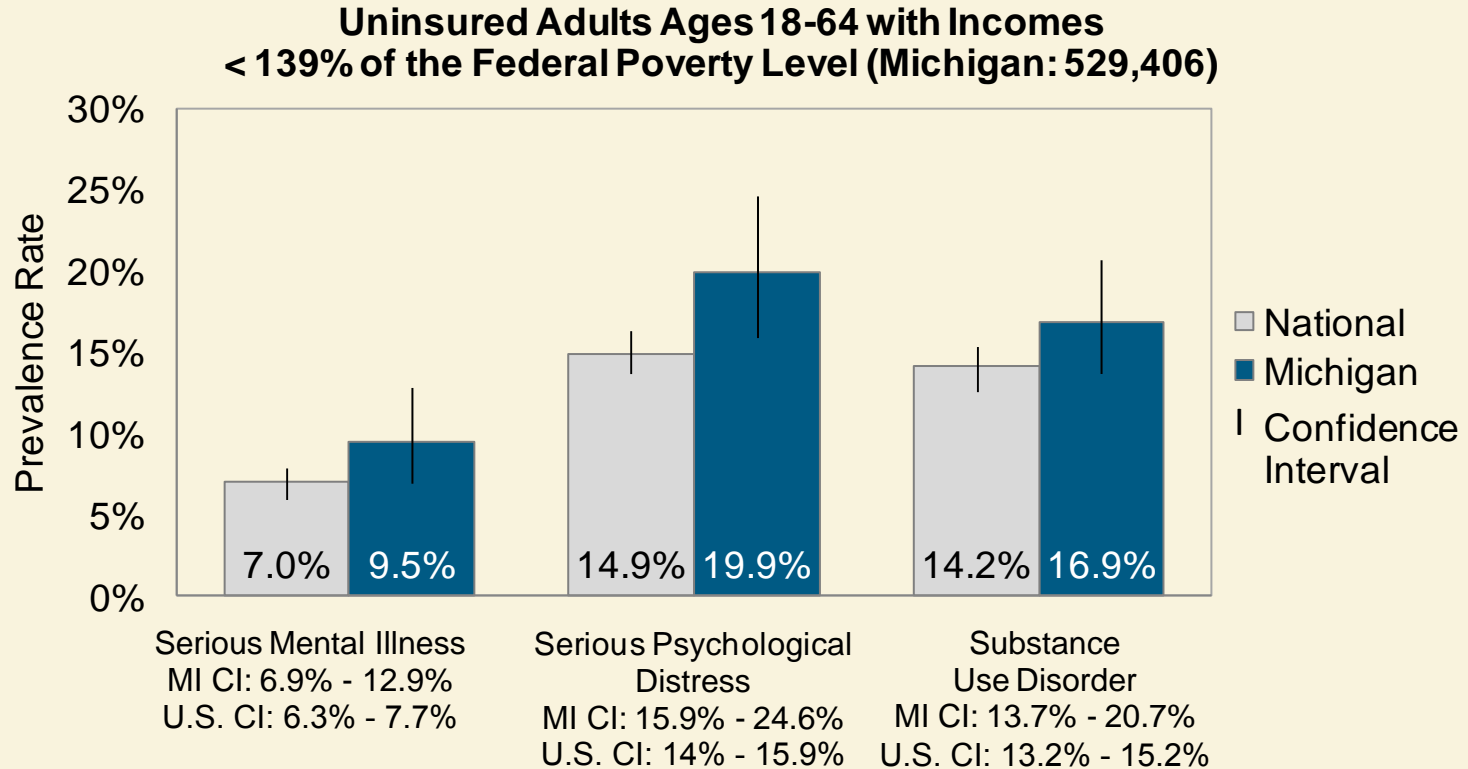
Uninsured Adults Ages 18 - 64 with Incomes Between 133- 399% of the Federal Poverty Level (Michigan: 514,600)



CI = Confidence Interval

Sources: 2008 – 2010 National Survey on Drug Use and Health (Revised March 2012)
 2010 American Community Survey

Prevalence of Behavioral Conditions Among Medicaid Expansion Population: Michigan, US



CI = Confidence Interval

Sources: 2008 – 2010 National Survey on Drug Use and Health (Revised March 2012)
 2010 American Community Survey

Methods for Estimating Population Characteristics

- From NSDUH, calculated the national prevalence rates for SMI, serious psychological distress (SPD), and SUD by income group with demographic populations of interest (e.g., uninsured non-Hispanic whites with income <138% FPL with SMI)
- Multiplied national prevalence rate by the ACS' State population by income group with this demographic characteristic (e.g., national % of uninsured 18-34 year olds with income <138% FPL with SMI * ACS State number of 18-34 year olds with income <138% FPL)
- Calculated the percent distribution with condition in the State across demographic groups such as race, age, and education (e.g., percent with SMI with < high school, high school, or college education)

Characteristics of 18-64 Year-Olds with a Serious Mental Illness (SMI) Projected in Medicaid Expansion Population*

	National	Michigan
Female	61%	57%
Age 18-34	53%	52%
Race/Ethnicity		
Non-Hispanic White	66%	81%
Non-Hispanic Black	13%	13%
Other	5%	2%
Hispanic	16%	4%
Education		
< High School	26%	16%
High School Graduate	38%	40%
College	37%	43%

Most common characteristics of persons with SMI in Medicaid expansion population in Michigan are:

- Non-Hispanic White
- College Graduate

* Population with income less than 139% of the Federal Poverty Level and uninsured

Sources: 2008 – 2010 National Survey on Drug Use and Health (Revised March 2012)
2010 American Community Survey

Characteristics of 18-64 Year-Olds with a Substance Use Disorder (SUD) Projected in Medicaid Expansion Population*

	National	Michigan
Male	75%	78%
Age 18-34	63%	61%
Race/Ethnicity		
Non-Hispanic White	51%	70%
Non-Hispanic Black	20%	22%
Other	4%	2%
Hispanic	25%	7%
Education		
< High School	37%	25%
High School Graduate	32%	37%
College	31%	39%

Most common characteristics of persons with SUD in Medicaid expansion population in Michigan are:

- Male
- 18-34 years old
- Non-Hispanic White or Black

* Population with income less than 139% of the Federal Poverty Level and uninsured

Sources: 2008 – 2010 National Survey on Drug Use and Health (Revised March 2012)
2010 American Community Survey

Characteristics of 18-64 Year-Olds with a Serious Mental Illness (SMI) Projected in Health Insurance Exchange*

	National	Michigan
Female	60%	59%
Age 18-34	57%	56%
Race/Ethnicity		
Non-Hispanic White	68%	87%
Non-Hispanic Black	10%	9%
Other	5%	1%
Hispanic	17%	3%
Education		
< High School	18%	10%
High School Graduate	38%	40%
College	44%	51%

Most common characteristics of persons with SMI in exchange population in Michigan are:

- Non-Hispanic White
- College Graduate

* Population with income from 133% to 399% of the Federal Poverty Level and uninsured

Sources: 2008 – 2010 National Survey on Drug Use and Health (Revised March 2012)
2010 American Community Survey

Characteristics of 18-64 Year-Olds with a Substance Use Disorder (SUD) Projected in Health Insurance Exchange*

	National	Michigan
Male	73%	74%
Age 18-34	69%	69%
Race/Ethnicity		
Non-Hispanic White	52%	78%
Non-Hispanic Black	14%	14%
Other	5%	2%
Hispanic	29%	6%
Education		
< High School	26%	15%
High School Graduate	38%	42%
College	36%	43%

Most common characteristics of persons with SUD in exchange population in Michigan are:

- Male
- 18-34 years old
- Non-Hispanic White
- College Graduate

* Population with income from 133% to 399% of the Federal Poverty Level and uninsured

Sources: 2008 – 2010 National Survey on Drug Use and Health (Revised March 2012)
2010 American Community Survey